

# ZXP6-HLD144 Series

Znshinesolar 5BB HALF-CELL Light-Weight Double Glass Polycrystalline PV Module



335W | 340W | 345W | 350W | 355W | 360W



## Excellent cells efficiency

5 busbar solar cell adopts new technology to improve the efficiency of modules, offers a better aesthetic appearance, making it perfect for rooftop installation.



## Better Weak Illumination Response

More power output in weak light condition, such as haze, cloudy, and morning



## Anti PID

Limited power degradation caused by PID effect is guaranteed under strict testing condition for mass production



## High wind and snow resistance

■ 5400 Pa snow load      ■ 2400 Pa wind load



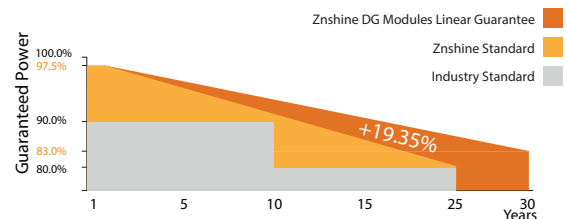

## 30 years power warranty

After 30 years our solar panel keeps at least 80% of its initial power output



## Easy to install

Frame design makes module compatible with all racking and installation methods



12 years product guarantee  
30 years output guarantee



0.5% annual degradation  
over 30 years



Founded in 1988, ZNShine solar is a world's leading high-tech PV module manufacturer. With the state-of-the-art production lines, the company boasts module capacity of 6GW. Bloomberg has listed ZNShine as a global Tier 1 PV module maker. Today Znshine has distributed its sales to more than 60 countries around the globe.

**ELECTRICAL CHARACTERISTICS | STC\***

Nominal Power Watt Pmax(W)*	335	340	345	350	355	360
Power Output Tolerance Pmax(%)	0~+3	0~+3	0~+3	0~+3	0~+3	0~+3
Maximum Power Voltage Vmp(V)	37.90	38.10	38.30	38.50	38.70	38.90
Maximum Power Current Imp(A)	8.84	8.93	9.01	9.10	9.18	9.26
Open Circuit Voltage Voc(V)	46.60	46.80	47.00	47.20	47.40	47.60
Short Circuit Current Isc(A)	9.16	9.22	9.28	9.37	9.45	9.53
Module Efficiency (%)	16.89	17.14	17.39	17.64	17.89	18.15

\*STC (Standard Test Condition): Irradiance 1000W/m<sup>2</sup>, Module Temperature 25°C, AM 1.5

\*Measuring tolerance: ±3%

**ELECTRICAL CHARACTERISTICS | NMOT\***

Maximum Power Pmax(Wp)	248.30	252.60	256.40	260.30	264.00	267.70
Maximum Power Voltage Vmpp(V)	35.50	35.80	36.10	36.30	36.50	36.70
Maximum Power Current Impp(A)	6.99	7.05	7.10	7.17	7.23	7.30
Open Circuit Voltage Voc(V)	43.00	43.20	43.40	43.50	43.70	43.90
Short Circuit Current Isc(A)	7.42	7.46	7.51	7.59	7.65	7.72

\*NMOT(Nominal module operating temperature):Irradiance 800W/m<sup>2</sup>,Ambient Temperature 20°C,AM 1.5,Wind Speed 1m/s

**MECHANICAL DATA**

Solar cells	Poly
Cells orientation	144 (6×24)
Module dimension	2000×992×30 mm(With Frame)
Weight	25.5 kg
Glass	2.0 mm+2.0mm, High Transmission, AR Coated Heat Strengthened Glass
Junction box	IP 68, 3 diodes
Cables	4 mm <sup>2</sup> , 350 mm
Connectors	MC4-compatible

**TEMPERATURE RATINGS**

NMOT	45°C ±2°C	Maximum system voltage	1500 V DC
Temperature coefficient of Pmax	-0.39%/°C	Operating temperature	-40°C~+85°C
Temperature coefficient of Voc	-0.31%/°C	Maximum series fuse	15 A
Temperature coefficient of Isc	0.06%/°C	Maximum load(snow/wind)	5400 Pa / 2400 Pa


\*Do not connect Fuse in Combiner Box with two or more strings in parallel connection

\*Remark:Electrical data in this catalog do not refer to a single module and they are not part of the offer.They only serve for comparison among different module types.

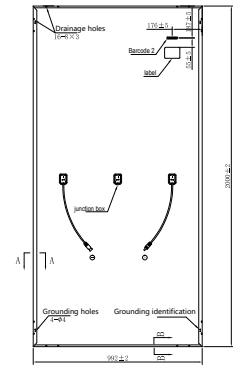
**PACKAGING CONFIGURATION**

Piece/Box	36
Piece/Container(40'HQ)	792
Piece/Container(with additional small package)	/

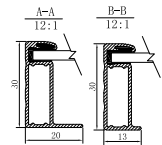
**DIMENSIONS(MM)**



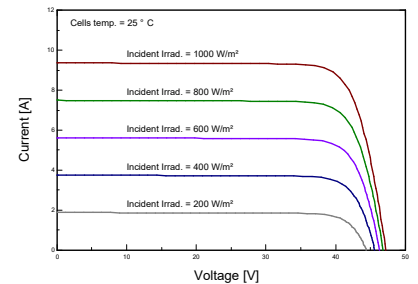
Front View



Back View



**I-V CURVES OF PV MODULE(350W)**



**P-V CURVES OF PV MODULE(350W)**

